

# Ceiling type unit air cooler DLKT 631 EC flatline

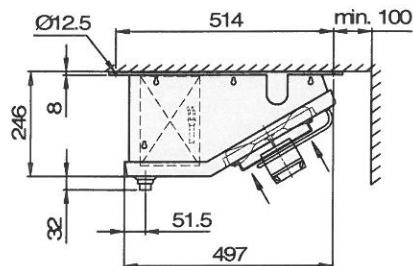
Location:

Walter Roller GmbH & Co.  
Lindenstraße 27-31  
D - 70839 Gerlingen  
Tel.: +49 (0)7156 2001 0  
Fax: +49 (0)7156 2001 26

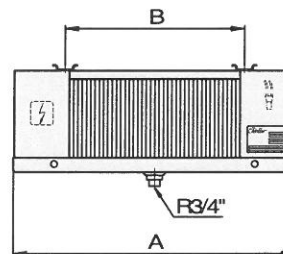


successful products

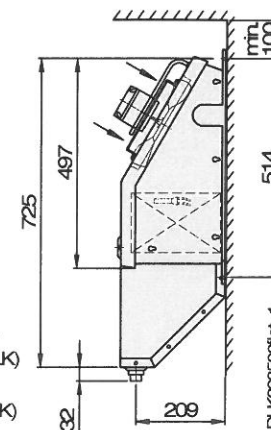
Version 7.3.2 2.10.2012



Deckenanordnung DLK/T  
Ceiling version DLK/T



Wandanordnung mit Zusatz-  
tropfschale (Zubehör, nur DLK)  
Wall version with additional  
drip tray (accessory, only DLK)



## Dimensions, Tube vol., Weight

Dimensions								Tube vol. [dm <sup>3</sup> ]	Weight [kg]	Connections	
A [mm]	B [mm]	C [mm]	D [mm]	E [mm]	F [mm]	G [mm]	H [mm]			Inlet Ø [mm]	Outlet Ø [mm]
860	620							1.90	14	12.0	12.0

## Electrical loads Fan with Energy saving motor

No.	Blade Ø [mm]	Power supply [V, Hz]	Input capacity [W]	Current [A]	No. of revolutions [min <sup>-1</sup> ]	Electric defrost heating			El. airconditioning	
						Coil [W]	Drain pan [W]	Total [W]	[W]	Total [W]
1	250-34 D	~230 V 50/60 Hz	31	0,24	1400	1x550	1x550	1100		

## Capacity data

	Refrige- rant	Input capacity Q <sub>0</sub> [kW]	Evapora- tion t <sub>0</sub> [°C]	Air inlet t <sub>A1</sub> [°C]	DT1 [K]	Surface [m <sup>2</sup> ]	Air capacity [m <sup>3</sup> /h]	Air throw [m]	Sound power [dB(A)]	Fin Spacing [mm]
Given	R404A	3.50	-8.0		8.0					4
Result	R404A	1.36	-8.0	0.0	8.0	5.9	910	6	67	6.0